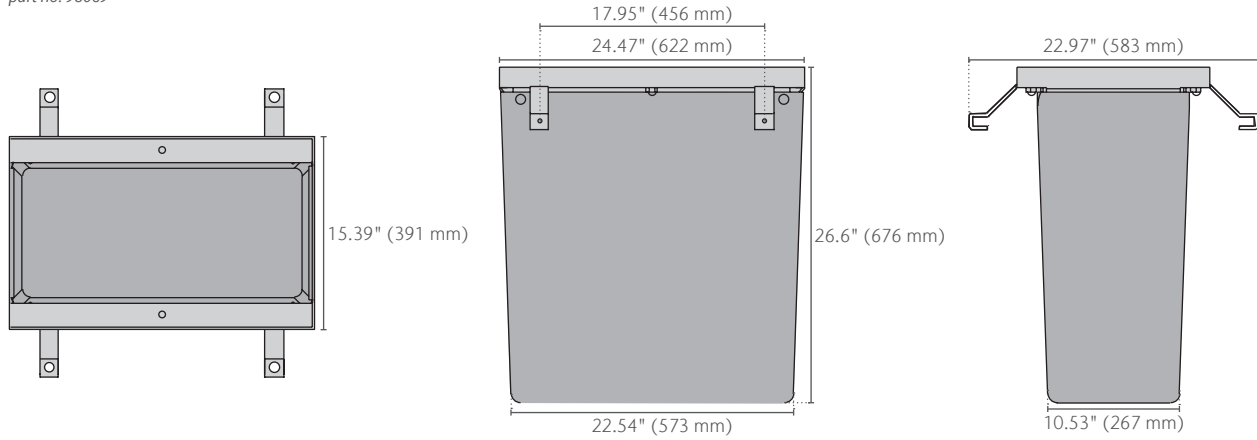


F660 Catch Basin With Black Coated Frame



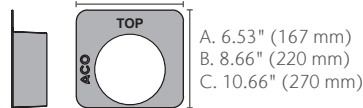
Catch Basin

part no. 98069



Pipe Adapter

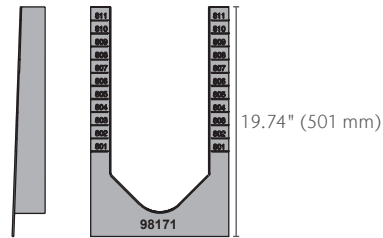
- A. 7.31" (187 mm)
- B. 9.40" (239 mm)
- C. 11.40" (289 mm)



- A. 4" Pipe Plain End Adapter
- B. 6" Pipe Plain End Adapter
- C. 8" Pipe Plain End Adapter

FG200 Channel/Catch Basin Collar

part no. 98171



Outlet*	Part No.	Outlet Size (Sch. 40)	Invert Depth	GPM	CFS
A	97425	4" Round	26.5 max	269	0.60
B	97438	6" Round	26.5 max	594	1.32
C	97444	8" Round	26.5 max	1032	2.30

Notes:

*Catch basin flow rates are without trash bucket - using trash bucket reduces flow.

These are the pipe flow rates at the specified outlet, NOT channel flow rates.
Total capacity = 27.00 gallons
F660 fits FG200 trench system



F660 Catch Basin With Black Coated Frame



Product Name	Part No.	Invert in (mm)	Weight lbs
F660 Catch Basin Body ¹	98069	26.60 (676)	22.0
F660 Black Coated Steel Frame	97995	3.13 (79)	13.8
F660 Plastic Trash Bucket	98067	5.75 (146)	5.0
Accessories			
4" Pipe Plain End Adapter	97425	6.53 (167)	0.4
6" Pipe Plain End Adapter	97438	8.66 (220)	0.6
8" Pipe Plain End Adapter	97444	10.66 (270)	0.9
FG200 Channel/Catch Basin Collar	98171	19.74 (501)	1.1

Notes:

1. Depths are for the catch basin body & frame assembled.

If foul air trap required, please contact ACO. For invert depth subtract 0.125" (3 mm). F660 catch basin fits FG200 trench system

Specification Summary

General

The catch basin shall be ACO Drain F660 catch basin, complete with black coated steel frame and bolted gratings as manufactured by ACO, Inc. or approved equal.

Grates

Grates should be specified. See separate ACO Spec Info grate sheets for details.

Installation

The trench drain system shall be installed in accordance with the manufacturer's installation instructions and recommendations.

Materials

The unit bodies shall be manufactured from fiberglass, with minimum properties as follows:

- Compressive strength: 24,400 psi
- Flexural strength: 9,943 psi
- Water absorption 0.33%
- Frost proof
- Salt proof
- Dilute acid and alkali-resistant

The nominal clear opening shall be 11.26" (286 mm) wide by 23.48" (596 mm) long. Overall width of 15.39" (391 mm) by 24.47" (622 mm) long.

Units shall be manufactured with a wall thickness of at least 0.125" (3 mm) The fiberglass catch basin body shall be fixed to the frame using push fit nylon studs.

Frames shall be manufactured from black coated steel and shall incorporate anchoring features to ensure maximum mechanical bond to the surrounding bedding material and pavement surface. Frames shall incorporate installation brackets to ensure correct and easy installation. Frames shall be at least 3/16" (5 mm) thick.




EN1433 Load Class E
134,885 lbs – 2,785 psi

ACO, Inc.

© January 2026 ACO, Inc.

All reasonable care has been taken in compiling the information in this document. All recommendations and suggestions on the use of ACO products are made without guarantee since the conditions of use are beyond the control of the company. It is the customer's responsibility to ensure that each product is fit for its intended purpose and that the actual conditions of use are suitable. ACO, Inc. reserves the right to change products and specifications without notice.



info@acousa.com
www.acousa.com

